



Online Banking Tip:


HOW TO MAKE A PAYMENT FROM ANOTHER FINANCIAL INSTITUTION

1

GETTING STARTED

Log in to online banking. From the main menu, select Transfers & Payments.

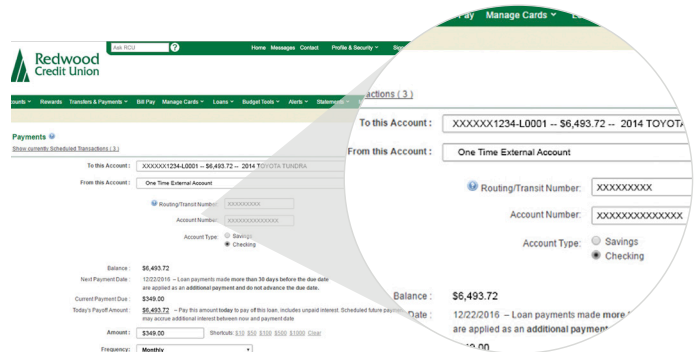
Select **Payments**



2

MAKE A PAYMENT

- Select the loan you want to pay.
- Select "One Time External Account" OR if you already have an external account set up, choose the existing account.
- Enter the routing number, account number and account type.
- Select **Next**

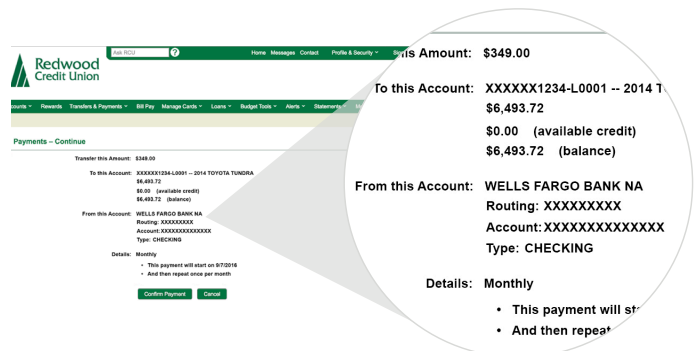


3

VERIFY YOUR PAYMENT

Verify the information is complete and accurate.

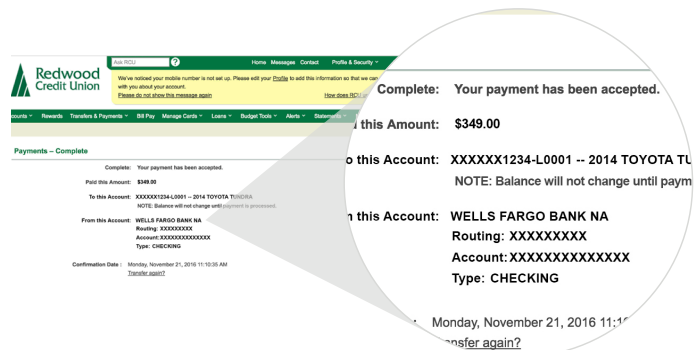
Select **Confirm Payment**



4

PAYMENT COMPLETE

Your loan payment is scheduled and complete!



FOR ALL THAT YOU LOVE.™

redwoodcu.org/loanpayments