



How to Enroll in online banking

1. Get started

- Go to www.redwoodcu.org
- Click **Enroll Now** under the RCU logo.



2. Register your account

Enter your account, debit or credit card number.

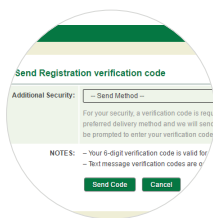
- Enter the last 4 digits of your social security number.
- Enter your birthday: mm/dd/yyyy
- Review the links to Terms of Service and Electronic Signature Disclosure, and type in YES to accept.
- Select **Start**



3. Security verification

For your security, a verification code is required.

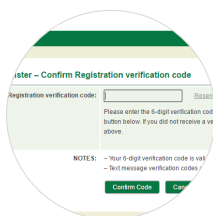
- Select your preferred method for receiving a verification code (text, email or voice).
- Select **Send Code**



4. Verification code

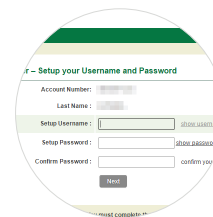
You will receive your verification code by text, email, or voice mail within moments.

- Enter the 6-digit verification code within 10 minutes of receiving.
- Select **Confirm Code**



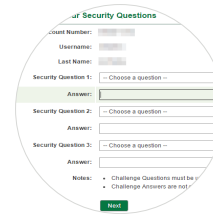
5. Set user name and password

- Create a username.
- Create a secure password.
- Confirm password.
- Select **Next**



6. Security questions

- Select and answer 3 security questions (answers are not case sensitive).
These provide an added layer of security to your account.
- Select **Next**



7. Set up phrase and image

- Type a phrase that is unique to you that will display on each login.
- Select a security image for your account. (If you log in and do not see your image and phrase, please double check your username.)
- Select **Next**



8. Start banking

You are now ready to log in and start online banking.




How to download the mobile app

An online banking login is required to use the app.



1. Get started

- To download the RCU app, click the Apple App Store or Google Play App.
- Enter "Redwood Credit Union" in the search window.



2. Download the app

- Ensure the app says Redwood CU and shows the RCU tree logo.
- Select the download symbol. Your download will start.

3. Open the app

- Select the "OPEN" symbol.

4. Log in to RCU

- Log in using your online banking username and password, or click **Register** to enroll in online banking.
- Now you can use the RCU app to check your balances, make transfers and loan payments, deposit checks, find an ATM and more!

